

# SIGNAMARK<sup>®</sup> DOORS

by TRINITY GLASS



## EXTERIOR FIBERGLASS DOORS

Door Slab Collections - Container



## EXTERIOR FIBERGLASS DOORS

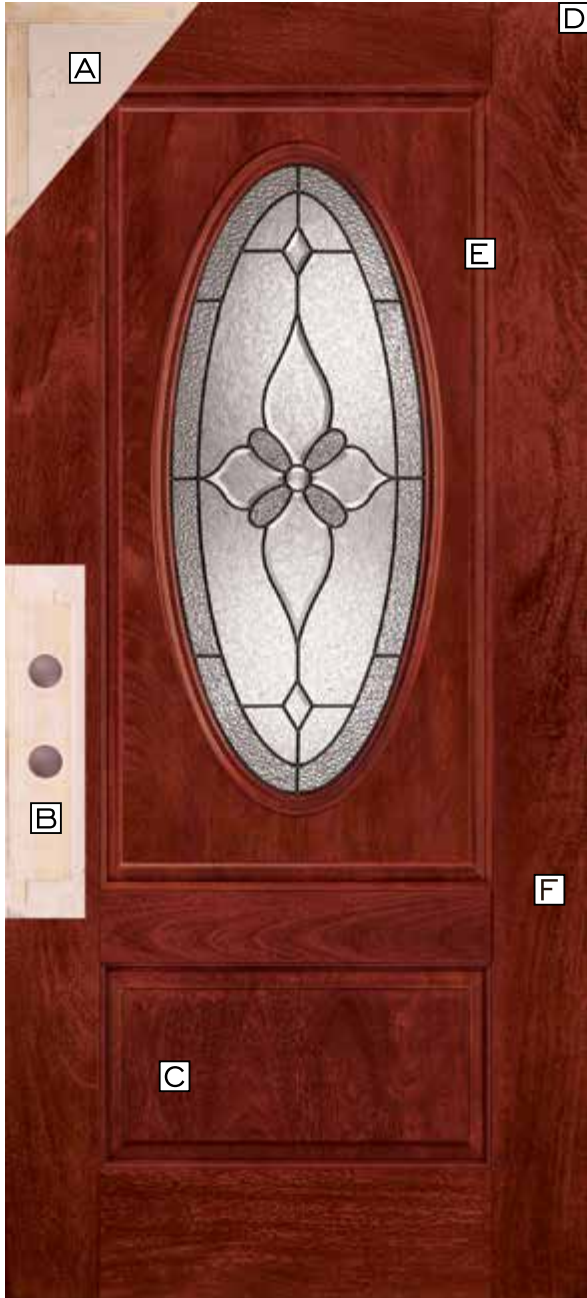
Door Slab Collections - Container

3	FEATURES & BENEFITS	8	IMPACT SLABS
4	TEAK WOODGRAIN SLABS	10	BUILDER/FIRE/PATIO SLABS
4	COTTAGE MAHOGANY WOODGRAIN SLABS	11	8/O SLABS
5	MAHOGANY WOODGRAIN SLABS	12	SLAB DIMENSIONS & WEB INFO
6	OAK WOODGRAIN SLABS	13	SPECIFICATIONS
7	SMOOTH SLABS	14	WARRANTY
		15	FINISHING INSTRUCTIONS



ABOVE: CHESTNUT MAHOGANY FINISH SHOWN  
PICTURES DEPICTED IN THIS BROCHURE MAY HAVE BEEN GRAPHICALLY ENHANCED FOR ILLUSTRATION PURPOSES

# FEATURES & BENEFITS



ABOVE: CHERRY MAHOGANY FINISH SHOWN

## SUPERIOR SECURITY & FUNCTIONALITY



**A** POLYURETHANE FOAM CORE PROVIDES INSULATION



**B** 16" WOOD LOCK BLOCK



**C** FIBERGLASS DOOR PANELS WILL NOT DENT, RUST OR ROT



**D** LVL STILES WITH COMPOSITE STILES/RAILS

## AESTHETICALLY PLEASING



**E** HIGH-DEFINITION PANEL EMBOSMENTS PROVIDE ELEGANT CURB APPEAL



**F** UNIQUE, TEXTURED WOODGRAIN DETAIL IN EVERY DESIGN REPLICATES THE TRUE LOOK OF A REAL WOOD DOOR

HAND STAINED FACTORY FINISH  
5-YEAR FINISH WARRANTY



## ENERGY EFFICIENCY

ENERGY STAR® CERTIFIED MODELS  
AVAILABLE FOR ALL 50 STATES.



ENVIRONMENTALLY FRIENDLY  
CFC-FREE POLYURETHANE FOAM CORE.

MOLDED DOORLITE OPENINGS\* MINIMIZE  
LANDFILL WASTE, REINFORCE DOOR  
STRUCTURE AND DOORLITE SUPPORT  
AND PROTECT AGAINST MOISTURE.

\*AVAILABLE IN MOST STYLES

## WARRANTY

LIMITED LIFETIME WARRANTY  
5-YEAR FINISH WARRANTY

# TEAK & MAHOGANY

DOOR SLABS | SIGNAMARK.COM

## TEAK WOODGRAIN



525-FG  
36"



260-FG  
12" | 14"



408-FG  
36"



208-FG  
36"



260-FG  
12" | 14"

## MAHOGANY WOODGRAIN



CC529-FG  
36"



CC425-FG  
36"



265-FG  
14"



160-FG  
10" | 12"

TEAK (ABOVE)  
ALL DOORS SHOWN IN COCOA TEAK  
ALL 36" DOORS ALSO AVAILABLE IN 34"  
FG = FLUSH GLAZE FRAME  
DENTIL SHELF OPTION AVAILABLE FOR  
THE 525



COTTAGE MAHOGANY (AT LEFT)  
ALL DOORS SHOWN IN HONEY MAHOGANY  
ALL 36" DOORS ALSO AVAILABLE IN 34"  
FG = FLUSH GLAZE FRAME  
DENTIL SHELF OPTION AVAILABLE FOR  
THE 529 & 425



## AVAILABLE TEAK STYLES

COCOA TEAK  
HAND STAINED  
FACTORY FINISH

PURE WHITE TEAK

## AVAILABLE COTTAGE MAHOGANY STYLES

HONEY MAHOGANY  
HAND STAINED  
FACTORY FINISH

PURE WHITE  
MAHOGANY

# MAHOGANY

DOOR SLABS | SIGNAMARK.COM

ALL DOORS SHOWN IN CHERRY MAHOGANY  
ALL 36" DOORS ALSO AVAILABLE IN 34"  
FG = FLUSH GLAZE FRAME



445  
36"



550  
32" | 36"




248  
36"



600  
36"



917  
30" | 32" | 36"



265  
14"



160  
10" | 12"



245  
14"



145  
10" | 12"



248  
14"



325-FG | 425-FG  
30" | 32" | 36"



265-FG  
14"



160-FG  
10" | 12"



225-FG  
12" | 14"

425, 325 & 225 ONLY



DENTIL SHELF OPTION



PANEL PROFILE

AVAILABLE MAHOGANY STYLES - HAND STAINED FACTORY FINISH

CHERRY MAHOGANY

CHOCOLATE  
MAHOGANY

CHESTNUT  
MAHOGANY

PAINTED FACTORY FINISH

PURE WHITE  
MAHOGANY

ALSO AVAILABLE: UNFINISHED MAHOGANY - READY TO STAIN OR PAINT

# OAK

DOOR SLABS | SIGNAMARK.COM

▶ = MAKES THE FOLLOWING DOOR SLAB(S)

DOORS SHOWN BELOW IN MEDIUM OAK  
ALL 36" DOORS ALSO AVAILABLE IN 34"



469  
36"



460



449  
32" | 36"



440



156  
36"



550  
36"



243  
36"



430  
32" | 36"



400  
36"



300  
30" | 32"



330



360



620  
32" | 36"



429



420



806  
36"



600  
32" | 36"



160  
10" | 12"  
14"



240  
12" | 14"



243  
12" | 14"



230  
12" | 14"

## AVAILABLE OAK STYLES - HAND STAINED FACTORY FINISH

WALNUT OAK

MEDIUM OAK

LIGHT OAK

## PRE-PAINTED OAK

PURE WHITE

WINE RED

ROOKWOOD  
SHUTTER GREEN


TRICORN BLACK

# SMOOTH

DOOR SLABS | SIGNAMARK.COM

▶ = MAKES THE FOLLOWING DOOR SLAB(S)

DOORS SHOWN BELOW IN SMOOTH WHITE  
ALL 36" DOORS ALSO AVAILABLE IN 34"  
FG = FLUSH GLAZE FRAME




460  
36"



150  
30" | 32" | 36"



243  
32" | 36"



430  
32" | 36"



325-FG | 425-FG  
30" | 32" | 36"

MISSION  
PROFILE



420  
36"




400  
36"



300  
30" | 32"




330



360




600  
32" | 36"




461  
30" | 32" | 36"



620  
32" | 36"



429




420  
32"



160  
10" | 12" | 14"



240  
12" | 14"



230  
12" | 14"

## AVAILABLE PRE-PAINTED SMOOTH STYLES

TRICORN BLACK

ROOKWOOD  
SHUTTER GREEN

WINE RED

PURE WHITE

ALSO AVAILABLE: UNFINISHED SMOOTH WHITE – READY TO PAINT

# IMPACT

DOOR SLABS | SIGNAMARK.COM

DOORS SHOWN BELOW IN CHERRY MAHOGANY OR UNFINISHED OAK OR SMOOTH WHITE  
ALL 36" DOORS ALSO AVAILABLE IN 34"  
FG = FLUSH GLAZE FRAME

## MAHOGANY WOODGRAIN



FT445  
36"



FT550  
32" | 36"



FT248  
36"



FT265  
14"



FT160  
10" | 12"



FT245  
14"



FT145  
10" | 12"



FT248  
14"



FT600  
36"



FT917  
30" | 32" | 36"



FT325-FG | FT425-FG  
30" | 32" | 36"



FT265-FG  
14"



FT160-FG  
10" | 12"



FT225-FG  
12" | 14"

425, 325 & 225 ONLY



DENTIL SHELF OPTION



PANEL PROFILE

## OAK WOODGRAIN - FG



FT360 | FT460  
30" | 32" | 36"



FT150 | FT550  
30" | 32" | 36"



FT330 | FT430  
32" | 36"



FT601  
32" | 36"



FT260  
12" | 14"



FT240  
12" | 14"

## SMOOTH - FG




FT325 | FT425  
30" | 32" | 36"

MISSION PROFILE



## SMOOTH - FG



FT360 | FT460  
30" | 32" | 36"



FT440  
36"



FT150 | FT550  
30" | 32" | 36"



FT330 | FT430  
30" | 32" | 36"



FT300 | FT400  
30" | 32" | 36"



FT601  
30" | 32" | 36"



FT260  
12" | 14"



FT240  
12" | 14"



FT230  
12" | 14"

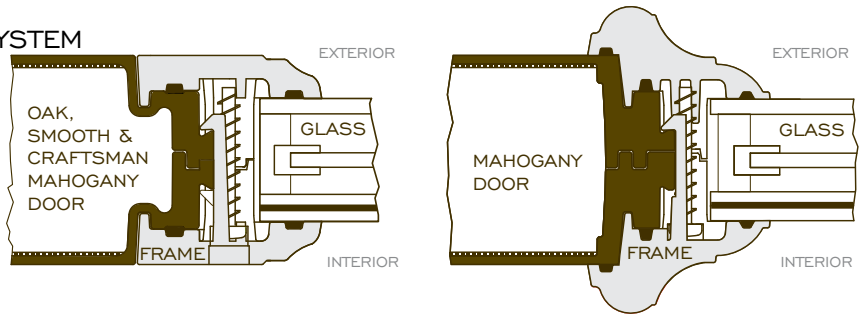


# FEATURES & BENEFITS

DESIGNED TO MEET  
IMPACT REQUIREMENTS  
FOR "HVHZ" AREAS IN FLORIDA

## HIGH PERFORMANCE DOOR & FRAME SYSTEM

- INTEGRATED DOOR, FRAME, AND GLASS FOR SUPERIOR PERFORMANCE
- REINFORCED FIBERGLASS DOOR SKIN
- DUAL-FASTENING SNAP-FIT FRAME DESIGN
- SAFETY LAMINATED GLASS INTERIOR/ SAFETY TEMPERED EXTERIOR
  - INTERIOR: 1/8" x .090PVB x 1/8"



## PERFORMANCE

FIBERGLASS DOOR PANELS  
WON'T DENT, RUST, ROT, OR CRACK

TRIPLE-PANE DECORATIVE GLASS  
WITH SAFETY LAMINATED INTERIOR  
ENERGY EFFICIENT AND IMPACT RESISTANT

HIGH-PERFORMANCE, DUAL-FASTENING  
SNAP-FIT LITE FRAME  
PREMIUM DP AND IMPACT PERFORMANCE

100% CFC-FREE POLYURETHANE  
FOAM CORE  
ENERGY EFFICIENT INSULATION AND  
ENVIRONMENTALLY FRIENDLY



## DESIGN



TRUE RESEMBLANCE OF  
A REAL WOOD DOOR  
MAHOGANY WOODGRAIN: UNIQUE DETAIL  
IN EVERY DESIGN  
SMOOTH: CRISP DESIGN AND PAINTABLE  
TO MATCH ANY DÉCOR

FLUSH GLAZE DESIGN  
OPTIMAL DESIGN AND  
STRUCTURAL PERFORMANCE

LITE FRAME AND STILE ALIGNMENT  
ARCHITECTURALLY CORRECT DESIGN

HIGH-DEFINITION PANEL EMBOSSEMENTS  
ELEGANT CURB APPEAL

## FLORIDA BUILDING CODE TESTING INFORMATION

DOOR TYPE	TESTING NUMBER	SWING	PANEL/OPAQUE				
			"GLAZED"				
 PANEL / OPAQUE	FL# 20867.2	OUTSWING	DP RATING	±60	±55	±55	±55
			IMPACT	YES	YES	YES	YES
 GLAZED	FL# 20867.1	OUTSWING	DP RATING	±60**	±55	±55	±55
			IMPACT	YES	YES	YES	YES

VISIT [WWW.SIGNAMARK.COM](http://WWW.SIGNAMARK.COM) FOR EVALUATION REPORTS AND DRAWINGS (GO TO PRODUCTS/PERFORMANCE-DATA).  
YOU CAN ALSO VIEW EVALUATION REPORTS AND DRAWINGS AT [WWW.FLORIDABUILDING.ORG](http://WWW.FLORIDABUILDING.ORG).

\*\*3/4 OVAL DP RATING: + 75 / - 75.  
DOORS WITH SIDELITE(S) ARE CONTINUOUS HEAD & SILL.

## AVAILABLE STYLES

CHERRY  
MAHOGANY

CHOCOLATE  
MAHOGANY

CHESTNUT  
MAHOGANY

PURE WHITE  
MAHOGANY

UNFINISHED  
OAK

SMOOTH  
WHITE

# BUILDER/FIRE/PATIO

DOOR SLABS | SIGNAMARK.COM

## OAK WOODGRAIN



BP301  
36"



BP401  
30" | 32" | 36"



BP410  
36"



BP601  
30" | 32" | 36"



FD601 - 20 MINUTE  
30" | 32" | 36"



461  
30" | 32" | 36"




BP147  
12" | 14"

## SMOOTH



BP201  
36"



BP401  
30" | 32" | 36"



BP601  
30" | 32" | 36"



FD601 - 20 MINUTE  
30" | 32" | 36"



461  
30" | 32" | 36"



BP147  
12" | 14"


DOORS SHOWN IN  
UNFINISHED OAK  
OR SMOOTH WHITE

ALL 36" DOORS ALSO  
AVAILABLE IN 34"

## OAK WOODGRAIN - RETRO SIZE




FR360 | FR460  
30" | 32" | 36"



FR260  
12" | 14"

## SMOOTH - RETRO SIZE



FR360 | FR460  
30" | 32" | 36"



FR440  
36"



FR260  
12" | 14"

## AVAILABLE STYLES

UNFINISHED OAK



SMOOTH WHITE



# 8/0 HEIGHT

DOOR SLABS | SIGNAMARK.COM

▶ = MAKES THE FOLLOWING DOOR SLAB(S)

DOORS SHOWN BELOW IN COCOA TEAK OR CHERRY MAHOGANY OR MEDIUM OAK OR SMOOTH WHITE  
FG = FLUSH GLAZE FRAME

## TEAK WOODGRAIN



525-FG  
36"



408-FG  
36"

## MAHOGANY WOODGRAIN



917  
36" | 42"

## AVAILABLE MAHOGANY STYLES

CHERRY  
MAHOGANY



CHOCOLATE  
MAHOGANY



CHESTNUT  
MAHOGANY



PURE  
WHITE  
MAHOGANY



## OAK WOODGRAIN



157  
36"



156



800  
36"



258



146  
14"



258  
14" | 12"



680 | 681  
36" | 42"



145  
14"


## SMOOTH



680  
36"



144  
14"



## AVAILABLE STYLES: TEAK, OAK AND SMOOTH

COCOA TEAK

PURE WHITE  
TEAK


WALNUT OAK

MEDIUM OAK

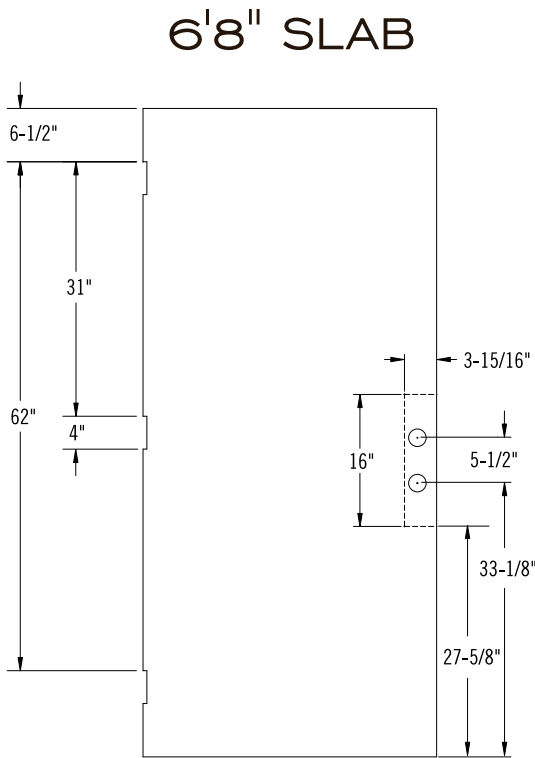
LIGHT OAK

UNFINISHED  
OAK

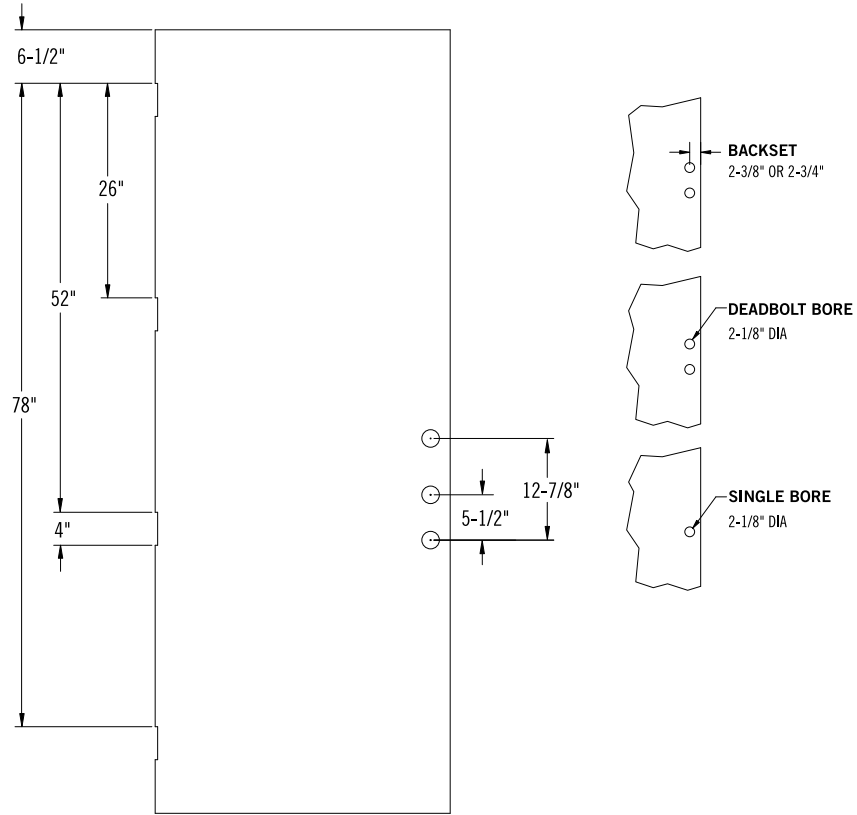
SMOOTH  
WHITE



# SLAB DIMENSIONS



## 8'0" SLAB



6'8" ACTUAL SLAB DIMENSION		
	WIDTH	HEIGHT
36" X 80"	35"-3/4"	79"
34" X 80"	33"-3/4"	79"
32" X 80"	31"-3/4"	79"
30" X 80"	29"-3/4"	79"

8'0" ACTUAL SLAB DIMENSION		
	WIDTH	HEIGHT
42" X 96"	41"-3/4"	95"
36" X 96"	35"-3/4"	95"
























## VISIT US ON THE WEB












VIEW OUR FULL LINE OF PRODUCTS ALONG WITH HELPFUL RESOURCE INFORMATION AT [WWW.SIGNAMARK.COM](http://WWW.SIGNAMARK.COM)

# SPECIFICATIONS

DOORS

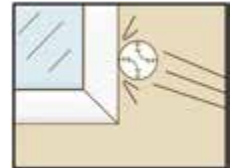
SHAPE	DESCRIPTION	ID	DOOR TYPE <sup>^</sup>	IG SIZE	NFRC SIZE	U-FACTOR*	SHGC*
	Fanlite	400	O, S	21 7/8 x 9 7/8	1/4 Lite	0.19	0.07
	Fanlite	300	O, S	19 1/2 x 9 3/4	1/4 Lite	0.19	0.07
	Craftsman	420	O, S	23 x 13 1/8	1/4 Lite	0.19	0.07
	Craft Arch	429	O, S	23 x 13 1/8	1/4 Lite	0.19	0.07
	Modern Small	208	T	7 3/8 x 7 3/8	1/4 Lite	0.23	0.12
	Modern Large	408	T	7 3/8 x 21 7/8	1/4 Lite	0.23	0.12
	Craftsman	325	M, S	20 1/8 x 16	1/4 Lite	0.20	0.08
	Craftsman	425	M, S	24 1/8 x 16	1/4 Lite	0.20	0.08
	Lighthouse 1-Lite	525	T	23 13/16 x 23 13/16	Half Lite	0.24	0.11
	Cottage Craftsman Arch	529	M	24 1/8 x 24 1/8	Half Lite	0.23	0.13
	Half Lite	430	O, S	22 x 36	Half Lite	0.23	0.13
	Half Lite R-Top	439	O, S	22 x 36	Half Lite	0.23	0.13
	3/4 Oval	150	S	14 x 37	1/4 Lite	0.19	0.07
	3/4 Oval	550	M, O	16 1/2 x 39	Half Lite	0.23	0.13
	Center Arch	243	O, S	8 x 42	1/4 Lite	0.19	0.07
	Center Arch	248	M	9 x 43	1/4 Lite	0.20	0.08
	3/4 Lite	440	O, S	22 x 47 7/8	3/4 Lite	0.25	0.18
	3/4 Lite	445	M	24 1/8 x 46 15/16	Full Lite	0.25	0.18
	Full Oval	156	O	16 5/16 x 53 1/16	Half Lite	0.23	0.13
	Full Lite	460	O, S	22 x 63 7/8	Full Lite	0.28	0.24
	Full Lite	360	O, S	20 x 63 7/8	Full Lite	0.28	0.24

SIDELITES

	Craftsman	225	M	7 7/8 x 16	Half Lite	0.18	0.05
	3/4 Lite	145	M	7 x 46 15/16	Half Lite	0.22	0.10
	Half Lite	230	O, S	8 x 36	Half Lite	0.20	0.07
	Half Lite R-Top	239	O, S	8 x 36	Half Lite	0.20	0.07
	Center Arch	243	O, S	8 x 42	Half Lite	0.20	0.07
	3/4 Lite	240	O, S	8 x 47 7/8	3/4 Lite	0.22	0.09
	Full Lite	160	M, O, S	7 x 63 7/8	3/4 Lite	0.22	0.09
	3/4 Lite	245	M	9 x 46 15/16	3/4 Lite	0.22	0.10
	Center Arch	248	M	9 x 43	3/4 Lite	0.22	0.10
	Full Lite	260	T, O, S	8 x 63 7/8	Full Lite	0.24	0.12
	Full Lite	265	M	9 x 64	Full Lite	0.24	0.13

## HIGH PERFORMANCE LITE FRAME

OUR HIGH PERFORMANCE LITE FRAME OUTPERFORMS THE INDUSTRY STANDARD FRAME AND COMES STANDARD ON ALL SIGNAMARK DECORATIVE GLASS.



HIGH IMPACT STRENGTH



EASY TO PAINT OR STAIN



COMPATIBLE WITH PROPERLY VENTED STORM DOOR



LIMITS ULTRAVIOLET DEGRADATION AND DISCOLORATION

<sup>^</sup> T = TEAK  
M = MAHOGANY  
O = OAK  
S = SMOOTH

\* SIMULATED TESTING BASED ON PREHUNG FIBERGLASS DOOR WITH POLYURETHANE FOAM CORE, PREHUNG WOOD FRAME, AND TRIPLE PANE DECORATIVE GLASS.

# LIMITED LIFETIME WARRANTY

FOR PURCHASES MADE ON OR AFTER AUGUST 1, 2018

SIGNAMARK FIBERGLASS EXTERIOR ENTRY AND PATIO DOOR SYSTEMS, DOOR SLABS AND OTHER COMPONENTS (HEREINAFTER PRODUCT) BY TRINITY GLASS INTERNATIONAL, INC. (HEREINAFTER TRINITY) ARE WARRANTED TO BE FREE FROM DEFECTS IN MATERIAL AND WORKMANSHIP THAT WOULD RENDER THE PRODUCT UNFIT FOR ITS INTENDED USE UNDER NORMAL CONDITIONS, SUBJECT TO THE CONDITIONS AND RESTRICTIONS CONTAINED HEREIN. THIS WARRANTY EXTENDS ONLY TO THE ORIGINAL PURCHASER OF THE PRODUCT (HEREINAFTER CUSTOMER) FROM TRINITY, FROM THE DATE THE PRODUCT IS FIRST PURCHASED AND EXTENDING TO THE FOLLOWING PERIODS:

LIMITED LIFETIME WARRANTY ON ALL DOOR SLABS AND SIDELITE SLABS

LIMITED LIFETIME WARRANTY ON PVC JAMBS, BRICKMOULDS AND MULLIONS

LIMITED LIFETIME WARRANTY ON DOORLITE (GLASS) FRAMES

10 YEARS LIMITED WARRANTY ON INSULATED GLASS AGAINST SEAL FAILURE

5 YEARS LIMITED WARRANTY ON FACTORY FINISH (PAINT AND STAIN)

2 YEARS LIMITED WARRANTY ON WOOD PRODUCTS (I.E. JAMBS, BRICKMOULDS, MULLION) AND ALL OTHER COMPONENTS NOT SPECIFIED IN THIS WARRANTY

THE FOLLOWING ARE EXCEPTIONS THAT MAY VOID THE WARRANTY OR ARE NOT OTHERWISE CONSIDERED TO BE DEFECTS IN MATERIAL OR WORKMANSHIP:

1. DAMAGE CAUSED BY FAILURE TO COMPLY WITH THE INSTALLATION, FINISHING AND MAINTENANCE INSTRUCTIONS AND RECOMMENDATIONS BY TRINITY.
2. DAMAGE CAUSED BY IMPROPER STORAGE AND HANDLING, ABUSE, ABNORMAL AND UNREASONABLE USE BY THE CUSTOMER OR OTHER PARTIES BEYOND THE CONTROL OF TRINITY, TO INCLUDE BUT NOT LIMITED TO DAMAGES CAUSED DURING SHIPPING, HANDLING, INSTALLATION, OR ANY ACT(S) PERFORMED TO THE PRODUCTS NOT IN COMPLIANCE WITH TRINITY'S INSTRUCTIONS AND RECOMMENDATIONS.
3. DAMAGE FROM HARSH NATURAL CONDITIONS, INCLUDING BUT NOT LIMITED TO SUBSTANTIAL EXPOSURE TO SUN, SALT SPRAY, LIGHTNING, WINDSTORMS, EARTHQUAKES, ACTS OF GOD, AND OTHER SEVERE ENVIRONMENTAL CONDITIONS INCLUDING BUT NOT LIMITED TO HARSH CHEMICALS OR SOLVENTS, SUCH AS ACIDIC BRICK WASHES OR STUCCO LEACH.
4. BROKEN OR SHATTERED GLASS, NORMAL WEAR AND TEAR OF COMPONENTS, IMPROPER MAINTENANCE, IMPROPER CLEANING, IMPROPER CAULKING, AND DAMAGE CAUSED BY PETS OR WILD ANIMALS.
5. BOWING NOT EXCEEDING 1/4 INCH IN THE PLANE OF THE DOOR. THIS SHALL BE DETERMINED BY PLACING A STRAIGHT EDGE ON THE BOWED SURFACE OF THE DOOR AND MEASURING THE POINT OF MAXIMUM DISTANCE BETWEEN THE BOTTOM OF THE STRAIGHT EDGE AND THE SURFACE OF THE DOOR, ACCOUNTING FOR PANELS AND GLAZING RECESSES.
6. FOR UNFINISHED PRODUCTS, FAILURE TO PROPERLY FINISH ALL DOOR/SIDELITE/TRANSOM SURFACES AND/OR JAMB MATERIALS WITHIN 2 WEEKS OF INSTALLATION OR 6 MONTHS FROM THE DATE OF PURCHASE, WHICHEVER IS SOONER.
7. NATURAL VARIATIONS IN COLOR OR TEXTURE OF ANY WOOD GRAIN SURFACE SHALL NOT BE CONSIDERED A DEFECT. WHEN EXPOSED TO DIRECT SUNLIGHT OVER LONG PERIODS OF TIME, DISCOLORATION MAY OCCUR, BUT THIS WILL BE WITHIN THE ACCEPTED TOLERANCES CONTAINED WITHIN 5 DELTA E UNITS, CALCULATED IN ACCORDANCE WITH ASTM E 308-85, ASTM E 805-81 AND ASTM D 2244-85, EFFECTIVE ON THE DATE THE PRODUCT IS MANUFACTURED. NON-UNIFORM FADING AND/OR COLOR CHANGES ARE NATURAL OCCURRENCES IF THE EXTERIOR SURFACES OF THE PRODUCTS ARE NOT EQUALLY EXPOSED TO THE SUN AND OTHER ENVIRONMENTAL CONDITIONS.
8. NATURAL CONDITIONS CREATED DURING THE MANUFACTURING PROCESS USED IN MAKING DECORATIVE GLASS PANELS SUCH AS BUBBLES, STREAKS AND SWIRLS IN DECORATIVE GLASS SHALL NOT BE CONSIDERED A DEFECT. IRREGULARITY IN GLASS THAT IS NOT VISIBLE FROM FARTHER THAN SIX FEET SHALL NOT BE CONSIDERED DEFECTS.
9. ANY DAMAGE CAUSED BY IMPROPER INSTALLATION OF A STORM DOOR OR THE INSTALLATION OF A NON-VENTILATING, FULL GLASS STORM DOOR SHALL VOID THIS WARRANTY.
10. THIS WARRANTY APPLIES ONLY TO PRODUCTS INSTALLED IN OWNER OCCUPIED RESIDENTIAL DWELLINGS WITHIN THE U.S., DURING THE CUSTOMER'S OWNERSHIP, AND IS NON-TRANSFERABLE.
11. REPAIRED OR REPLACED COMPONENTS ARE WARRANTED ON THE SAME TERMS AND ONLY FOR THE REMAINDER OF THE ORIGINAL WARRANTY PERIOD. COLOR AND GRAIN MATCH ARE NOT GUARANTEED. TRINITY RESERVES THE RIGHT TO DISCONTINUE OR CHANGE PRODUCTS OR COMPONENTS. IF A PRODUCT OR COMPONENT IS NOT AVAILABLE, TRINITY MAY SELECT AND PROVIDE A LIKE PRODUCT OR COMPONENT OF EQUAL QUALITY AND PRICE.

**WARRANTY CLAIM PROCEDURES:**

IN THE EVENT OF A DEFECT COVERED UNDER THIS WARRANTY, CUSTOMER SHALL COMPLY WITH THE FOLLOWING CLAIM PROCEDURES:

1. WRITTEN WARRANTY CLAIM SHALL BE PRESENTED TO TRINITY.
2. CUSTOMER'S WRITTEN CLAIM MUST INCLUDE THE FOLLOWING INFORMATION:
  - NATURE OR ADEQUATE DESCRIPTION OF DEFECT(S).
  - IDENTIFICATION OF PRODUCT INCLUDING SIZE, DESIGN, TYPE, AND PRODUCT NUMBER (IF AVAILABLE).
  - DATE OF PURCHASE.
  - PROOF OF PURCHASE.
3. UPON TRINITY'S REQUEST, CUSTOMER MUST PERMIT TRINITY (OR ITS REPRESENTATIVE) TO INSPECT THE CLAIMED DEFECTIVE PRODUCT AND PROVIDE PHOTOGRAPHS OF THE DEFECTIVE PRODUCT. TRINITY SHALL HAVE 30 DAYS FROM RECEIPT OF CUSTOMER'S WRITTEN CLAIM TO EXERCISE THIS OPTION TO INSPECT.

UPON RECEIPT OF A VALID CLAIM, TRINITY SHALL HAVE THE OPTION TO EITHER REPAIR THE PRODUCT OR PROVIDE A REPLACEMENT PRODUCT OF LIKE KIND AND DESIGN. FURTHER, IN LIEU OF REPAIR OR REPLACEMENT, TRINITY RESERVES THE RIGHT TO REFUND THE CUSTOMER'S PURCHASE PRICE (NOT REPLACEMENT PRICE). THIS SHALL BE THE CUSTOMER'S SOLE AND EXCLUSIVE REMEDY, AND IN NO EVENT SHALL TRINITY BE RESPONSIBLE FOR LABOR, SHIPPING, FINISHING EXPENSES, REMOVAL OF PRODUCT, INSTALLATION OF REPLACEMENT PRODUCT, OR OTHER INCIDENTAL AND/OR CONSEQUENTIAL CHARGES, COSTS, EXPENSES OR CLAIMS INCURRED BY CUSTOMER.

IF TRINITY ELECTS TO REFUND THE PURCHASE PRICE, THIS WARRANTY WILL BE PRORATED FROM THE DATE OF PURCHASE IN THE FOLLOWING MANNER: 0-5 YEARS, 100% OF THE ORIGINAL PURCHASE PRICE; 6-10 YEARS, PRORATED AT 75% OF ORIGINAL PURCHASE PRICE; AND 11 YEARS AND UP, 50% OF ORIGINAL PURCHASE PRICE.

TRINITY MAKES NO OTHER WARRANTY, INCLUDING A WARRANTY OF MERCHANTABILITY OR FITNESS FOR A PARTICULAR PURPOSE, WITH RESPECT TO THE PRODUCT OR REPLACEMENT EXCEPT TO THE EXTENT PROVIDED HEREIN. INVALIDATION OF ANY ONE OR MORE OF THE PROVISIONS OF THIS LIMITED WARRANTY SHALL IN NO WAY AFFECT ANY OF THE PROVISIONS IN THIS LIMITED WARRANTY WHICH REMAIN IN FULL FORCE AND EFFECT. ANY AND ALL LEGAL ACTIONS FOR ANY AND EVERY BREACH OF THIS WARRANTY SHALL BE INSTITUTED AND MAINTAINED IN ANY COURT OF COMPETENT JURISDICTION IN THE COUNTY OF KING, STATE OF WASHINGTON. TRINITY RESERVES THE RIGHT TO MODIFY THE TERMS AND CONDITIONS OF THIS WARRANTY WITHOUT PRIOR NOTICE.

## FINISHING INSTRUCTIONS


**SIGNAMARK HAND STAINED DOORS:** SIGNAMARK HAND STAINED DOORS ALREADY COME WITH A POLYURETHANE UV TOP COAT WHICH PROTECTS THE DOOR DURING THE 5 YEAR FINISH WARRANTY. IT DOES NOT REQUIRE ADDITIONAL TOPCOATS AT TIME OF PURCHASE BUT YOU WILL NEED TO APPLY ADDITIONAL TOPCOATS AFTER 2-5 YEARS AS MENTIONED IN THE CARE & MAINTENANCE SECTION BELOW.

### PAINTED FINISH: SMOOTH FIBERGLASS DOORS

**SMOOTH FIBERGLASS DOORS:** YOU CAN USE ANY HIGH QUALITY OIL BASED OR LATEX BASED EXTERIOR PAINT. PRIMING THE DOOR IS NOT REQUIRED, BUT WE DO RECOMMEND A LIGHT SANDING WITH 600 GRIT SANDPAPER FOR BETTER PAINT ADHESION. BEFORE APPLYING A PAINT, WIPE THE DOOR AND DOORLITE FRAME WITH A DAMP CLOTH TO REMOVE ANY DIRT, OIL, OR DEBRIS. ALLOW THE SURFACE TO FULLY DRY BEFORE PAINTING. FOR A PLEASING LOOK, WE RECOMMEND PAINTING WITH STROKES IN THE DIRECTIONS SHOWN. APPLY AT LEAST TWO COATS OF PAINT, FOLLOWING THE PAINT MANUFACTURER'S RECOMMENDED INSTRUCTIONS ALONG WITH DRYING TIME BETWEEN COATS.

### CARE & MAINTENANCE

WE RECOMMEND ON ANY HAND STAINED PRODUCT THAT YOU REAPPLY A UV TOPCOAT OVER THE EXISTING TOPCOAT EVERY 2-5 YEARS TO PROTECT YOUR BEAUTIFUL ENTRYWAY FROM HARSH WEATHERING. WE DO NOT RECOMMEND STRIPPING THE FINISH. IN LOCATIONS WITH SEVERE WEATHER EXPOSURE, MORE FREQUENT MAINTENANCE MAY BE REQUIRED. CAULK AS WELL AS REPAINT YOUR DOORS AS SOON AS DETERIORATION CAN BE DETECTED.





**SIGNAMARK<sup>®</sup>**  
**DOORS**  
by TRINITY GLASS

The Perfect Door For Every Home

**EXTERIOR FIBERGLASS DOORS**  
Door Slab Collections - Container

[SIGNAMARK.COM](http://SIGNAMARK.COM)

