

## SIGNAMARK Qualifying Products for 2011 Tax Credit

### 6/8, 7/0 & 8/0 Oak Woodgrain and Smooth Style Fiberglass Entry Doors & Sidelites

TYPE	SWING	GLAZING	1/4 Lite ≤ 410 sq in		1/2 Lite ≤ 900 sq in		3/4 Lite ≤ 1100 sq in		Full Lite > 1100 sq in	
			U-factor	SHGC	U-factor	SHGC	U-factor	SHGC	U-factor	SHGC
Fiberglass Door	Inswing & Outswing	Triple Pane - Decorative Glass	0.20	0.06	0.24	0.15	0.26	0.19	0.29	0.24
		Dual Pane - Crestview & Renaissance	0.21	0.07	0.26	0.18	0.30	0.24	0.34 ✘	0.32 ✘
		Dual Pane - Portofino (Wrought Iron)	0.20	0.07	0.27	0.16	0.30	0.21	0.34 ✘	0.27 ✘
		Dual Pane - Low E-270 (Clear/Internal Grille)	0.19	0.04	0.22	0.10	0.23	0.12	0.25	0.16
		Opaque/No Glass (Flush/ Embossed)	U-Factor = 0.16		SHGC = 0.02					

TYPE	SWING	GLAZING	1/4 Lite ≤ 65 sq in		1/2 Lite ≤ 350 sq in		3/4 Lite ≤ 460 sq in		Full Lite > 460 sq in	
			U-factor	SHGC	U-factor	SHGC	U-factor	SHGC	U-factor	SHGC
Fiberglass Sidelite	Inswing & Outswing	Triple Pane - Decorative Glass	N/A	N/A	0.23	0.09	0.25	0.13	0.27	0.14
		Dual Pane - Crestview & Renaissance	N/A	N/A	0.24	0.10	0.27	0.14	0.29	0.18
		Dual Pane - Portofino (Wrought Iron)	N/A	N/A	0.24	0.10	0.27	0.14	0.29	0.18
		Dual Pane - Low E-270 (Clear/Internal Grille)	N/A	N/A	0.22	0.06	0.24	0.08	0.25	0.10
		Opaque/No Glass (Flush/ Embossed)	U-Factor = 0.19		SHGC = 0.02					

### 6/8 Mahogany Woodgrain Style Fiberglass Entry Doors & Sidelites

TYPE	SWING	GLAZING	1/4 Lite ≤ 410 sq in		1/2 Lite ≤ 900 sq in		3/4 Lite ≤ 1100 sq in		Full Lite > 1100 sq in	
			U-factor	SHGC	U-factor	SHGC	U-factor	SHGC	U-factor	SHGC
Fiberglass Door	Inswing & Outswing	Triple Pane - Decorative Glass	0.22	0.09	0.23	0.12	N/A	N/A	0.28	0.21
		Dual Pane - Portofino (Wrought Iron)	0.23	0.10	0.26	0.13	N/A	N/A	0.32	0.24
		Opaque/No Glass (Flush/ Embossed)	U-Factor = 0.16		SHGC = 0.01					

TYPE	SWING	GLAZING	1/4 Lite ≤ 65 sq in		1/2 Lite ≤ 350 sq in		3/4 Lite ≤ 460 sq in		Full Lite > 460 sq in	
			U-factor	SHGC	U-factor	SHGC	U-factor	SHGC	U-factor	SHGC
Fiberglass Sidelite	Inswing & Outswing	Triple Pane - Decorative Glass	N/A	N/A	N/A	N/A	0.28	0.14	0.31	0.19
		Dual Pane - Crestview & Renaissance	N/A	N/A	N/A	N/A	0.30	0.15	0.33 ✘	0.20 ✘
		Dual Pane - Portofino (Wrought Iron)	N/A	N/A	N/A	N/A	0.30	0.16	0.33 ✘	0.21 ✘
		Dual Pane - Low E-270 (Clear/Internal Grille)	N/A	N/A	N/A	N/A	0.25	0.08	0.28	0.10
		Opaque/No Glass (Flush/ Embossed)	U-Factor = 0.19		SHGC = 0.02					

### 6/8 Flushglazed Oak Woodgrain and Smooth Style Fiberglass Entry Doors & Sidelites

TYPE	SWING	GLAZING	1/4 Lite ≤ 410 sq in		1/2 Lite ≤ 900 sq in		3/4 Lite ≤ 1100 sq in		Full Lite > 1100 sq in	
			U-factor	SHGC	U-factor	SHGC	U-factor	SHGC	U-factor	SHGC
Fiberglass Door	Inswing & Outswing	Triple Pane - Decorative Glass	0.19	0.03	0.24	0.13	0.26	0.17	0.29	0.23
		Dual Pane - Crestview & Renaissance	0.19	0.04	0.26	0.16	0.29	0.21	0.33 ✘	0.28 ✘
		Dual Pane - Portofino (Wrought Iron)	0.19	0.03	0.26	0.15	0.29	0.19	0.33 ✘	0.26 ✘
		Dual Pane - Low E-270 (Clear/Internal Grille)	0.18	0.02	0.22	0.08	0.23	0.11	0.25	0.14
		Triple Pane - Laminated Impact Glass	0.19	0.03	0.24	0.12	0.26	0.16	0.30	0.21
		Dual Pane - Laminated Impact Glass	0.19	0.03	0.26	0.15	0.28	0.19	0.32	0.25

TYPE	SWING	GLAZING	1/4 Lite ≤ 65 sq in		1/2 Lite ≤ 350 sq in		3/4 Lite ≤ 460 sq in		Full Lite > 460 sq in	
			U-factor	SHGC	U-factor	SHGC	U-factor	SHGC	U-factor	SHGC
Fiberglass Sidelite	Inswing & Outswing	Triple Pane - Decorative Glass	N/A	N/A	0.21	0.09	0.22	0.12	0.24	0.16
		Dual Pane - Crestview & Renaissance	N/A	N/A	0.21	0.11	0.24	0.15	0.26	0.20
		Dual Pane - Portofino (Wrought Iron)	N/A	N/A	0.21	0.10	0.24	0.14	0.26	0.18
		Dual Pane - Low E-270 (Clear/Internal Grille)	N/A	N/A	0.20	0.06	0.21	0.08	0.22	0.10
		Triple Pane - Laminated Impact Glass	N/A	N/A	0.21	0.08	0.23	0.11	0.25	0.15
		Dual Pane - Laminated Impact Glass	N/A	N/A	0.21	0.10	0.23	0.13	0.25	0.18

✘ Sidelite: Will not qualify when purchased separately.  
Does qualify when purchased and installed with "qualified" SIGNAMARK entry door and sidelite configuration.

✘ Will not qualify for 2011 Tax Credit.

NFRC Size Designation	SIGNAMARK Door Description
1/4 Lite ≤ 410 sq in	Fanlite, Craftsman Rectangle, Craftsman Arch, Center Arch, 3/4 Oval (Smooth)
1/2 Lite ≤ 900 sq in	Half Lite, Half Lite RT, Softbrow, Center Arch (8/0 Oak), 3/4 Oval (Mahogany and Oak), Full Oval
3/4 Lite ≤ 1100 sq in	3/4 Lite (6/8 Oak)
Full Lite > 1100 sq in	3/4 Lite (6/8 Mahogany), 3/4 Lite (8/0), Full Lite, Full Lite RT
Opaque/No Glass	6-Panel, Craftsman Panel, 1-Panel, 2-Panel, 4-Panel, 8/0: 6-Panel, 3-Panel, Center Arch Panel

NFRC Size Designation	SIGNAMARK Sidelite Description
1/4 Lite ≤ 65 sq in	N/A
1/2 Lite ≤ 350 sq in	Half Lite, Half Lite RT, Center Arch (6/8 Oak)
3/4 Lite ≤ 460 sq in	Center Arch (6/8 Mahogany, 8/0 Oak), 3/4 Lite (6/8), Full Lite (6/8 Oak, Smooth, Mahogany-12"/10")
Full Lite > 460 sq in	3/4 Lite (8/0), Full Lite (7/0), <b>Full Lite (6/8 Mahogany- 14")*</b>
Opaque/No Glass	N/A


\*Bold Lettering: Door and Sidelite Styles that Do Not Qualify for 2011 Tax Credit.

Transoms: Do Not Qualify for the 2011 Tax Credit. Tax Credit would be based on "qualified" Double Door or Door w/ Sidelites Configuration Only.


Updated January 4, 2011

# ENERGY RATINGS

## Examples of SIGNAMARK NFRC Labels.



National Fenestration Rating Council®  
**CERTIFIED**




**Premium Fiberglass Door,  
In-swing (IS) and Out-swing (OS)**

### ENERGY PERFORMANCE RATINGS


Product Description*	U-Factor/Solar Heat Gain Coefficient (SHGC)			
	1/4 Lite ≤ 410 in <sup>2</sup>	1/2 Lite ≤ 900 in <sup>2</sup>	3/4 Lite ≤ 1100 in <sup>2</sup>	Full Lite > 1100 in <sup>2</sup>
3/A5/NA/AIR/0.313 (IS)	0.20 0.06	0.24 0.15	0.26 0.19	0.29 0.24
2/A8/NA/AIR/0.75 (IS)	0.20 0.07	0.27 0.16	0.30 0.21	0.34 0.27
2/A8/NA/AIR/0.688 (IS)	0.21 0.07	0.26 0.18	0.30 0.24	0.34 0.32
2/SS/0.037(2)/ARG/0.75 (IS)	0.19 0.04	0.22 0.10	0.23 0.12	0.25 0.16
3/A5/NA/AIR/0.313 (OS)	0.20 0.06	0.24 0.15	0.26 0.19	0.29 0.24
2/A8/NA/AIR/0.75 (OS)	0.20 0.07	0.26 0.16	0.30 0.21	0.34 0.27
2/A8/NA/AIR/0.688 (OS)	0.20 0.07	0.26 0.18	0.30 0.24	0.34 0.32
2/SS/0.037(2)/ARG/0.75 (OS)	0.19 0.04	0.22 0.10	0.23 0.12	0.25 0.16

Flush/Embossed (IS & OS) U-Factor **0.16** SHGC **0.02**

Manufacturer stipulates that these ratings conform to applicable NFRC procedures for determining whole product performance. NFRC ratings are determined for a fixed set of environmental conditions and a specific product size. NFRC does not recommend any product and does not warrant the suitability of any product for any specific use. Consult manufacturer's literature for other product performance information.  
\* #glazing layers / spacer type / low-e emissivity (surface) / gap fill / gap width (na=not applicable)  
www.nfrc.org



National Fenestration Rating Council®  
**CERTIFIED**




**Mahogany Fiberglass Door,  
In-swing (IS) and Out-swing (OS)**

### ENERGY PERFORMANCE RATINGS

Door Product Description*	U-Factor/Solar Heat Gain Coefficient (SHGC)			
	1/4 Lite ≤ 410 in <sup>2</sup>	1/2 Lite ≤ 900 in <sup>2</sup>	3/4 Lite ≤ 1100 in <sup>2</sup>	Full Lite > 1100 in <sup>2</sup>
3/A5/NA/AIR/0.316 (IS)	0.22 0.09	0.23 0.12	N/A N/A	0.28 0.21
2/A8/NA/AIR/0.75 (IS)	0.23 0.10	0.26 0.13	N/A N/A	0.32 0.24
3/A5/NA/AIR/0.316 (OS)	0.21 0.09	0.23 0.12	N/A N/A	0.27 0.21
2/A8/NA/AIR/0.75 (OS)	0.23 0.10	0.25 0.13	N/A N/A	0.32 0.24

Flush/Embossed (IS & OS) U-Factor **0.16** SHGC **0.01**

Manufacturer stipulates that these ratings conform to applicable NFRC procedures for determining whole product performance. NFRC ratings are determined for a fixed set of environmental conditions and a specific product size. NFRC does not recommend any product and does not warrant the suitability of any product for any specific use. Consult manufacturer's literature for other product performance information.  
\* #glazing layers / spacer type / low-e emissivity (surface) / gap fill / gap width (na=not applicable)  
www.nfrc.org




**ENERGY STAR**

## ENERGY STAR® Qualified In All 50 States

**Does this door meet the criteria for its glazing level? (Check only one box)**

For:	U-factor	SHGC	Yes
Opaque	≤ 0.21	Any	
¼ or ½ Lite	≤ 0.27	≤ 0.30	
¾ or Full Lite	≤ 0.32	≤ 0.30	

04/10



**ENERGY STAR**

## ENERGY STAR® Qualified In All 50 States




**Does this door meet the criteria for its glazing level? (Check only one box)**

For:	U-factor	SHGC	Yes
Opaque	≤ 0.21	Any	
¼ or ½ Lite	≤ 0.27	≤ 0.30	
¾ or Full Lite	≤ 0.32	≤ 0.30	

04/10

# ENERGY RATINGS

Example of a SIGNAMARK NFRC Label.

 National Fenestration Rating Council® <b>CERTIFIED</b>	 <b>Flush Glazed Fiberglass Door,          In-swing (IS) and Out-swing (OS)</b>			
<b>ENERGY PERFORMANCE RATINGS</b>				
<b>Product Description</b>	<b>U-Factor/Solar Heat Gain Coefficient (SHGC)</b>			
Fiberglass Frame	1/4 Lite ≤ 410 in <sup>2</sup>	1/2 Lite ≤ 900 in <sup>2</sup>	3/4 Lite ≤ 1100 in <sup>2</sup>	Full Lite > 1100 in <sup>2</sup>
3/A5/NA/AIR/0.313 (IS)	<b>0.19</b> <b>0.03</b>	<b>0.24</b> <b>0.13</b>	<b>0.26</b> <b>0.17</b>	<b>0.29</b> <b>0.23</b>
3/A5/NA/AIR/0.313 (OS)	<b>0.18</b> <b>0.03</b>	<b>0.24</b> <b>0.13</b>	<b>0.25</b> <b>0.17</b>	<b>0.28</b> <b>0.23</b>
3/A5/NA/AIR/0.222 (OS)	<b>0.18</b> <b>0.03</b>	<b>0.24</b> <b>0.12</b>	<b>0.26</b> <b>0.16</b>	<b>0.29</b> <b>0.21</b>
<p>Manufacturer stipulates that these ratings conform to applicable NFRC procedures for determining whole product performance. NFRC ratings are determined for a fixed set of environmental conditions and a specific product size. NFRC does not recommend any product and does not warrant the suitability of any product for any specific use. Consult manufacturer's literature for other product performance information.            * #glazing layers / spacer type / low-e emissivity (surface) / gap fill / gap width (na=not applicable)</p> <p style="text-align: center;"><a href="http://www.nfrc.org">www.nfrc.org</a></p>				
 <b>ENERGY STAR® Qualified          In All 50 States</b>				
<b>Does this door meet the criteria          for its glazing level? (Check only one box)</b>				
<b>For:</b>	<b>U-factor</b>	<b>SHGC</b>	<b>Yes</b>	
Opaque	≤ 0.21	Any		
¼ or ½ Lite	≤ 0.27	≤ 0.30		
¾ or Full Lite	≤ 0.32	≤ 0.30		