

2011 FEDERAL TAX CREDIT

Save up to \$500 on Energy Efficient Doors

Federal tax credit for energy efficient doors has been extended through 2011. For exterior doors installed between January 1 and December 31, 2011, homeowners may be eligible to get 10% or up to \$500. Please note there is now a \$500 lifetime cap for all qualifying products (not just doors) purchased from 1-1-06 to 12-31-11.

TO QUALIFY FOR THE TAX CREDIT, THE WINDOWS AND EXTERIOR DOORS MUST:

- Meet the ENERGY STAR[®] criteria.
- Be used to improve a taxpayer's primary residence.
This tax credit does not apply to new constructions.
- Be installed between January 1 and December 31, 2011.

HOW TO RECEIVE YOUR TAX CREDIT

Step 1: Select a Qualifying SIGNAMARK Exterior Door

Make sure you confirm the doors U-Factor and SHGC rating comply with the ENERGY STAR requirements by referencing the SIGNAMARK ENERGY RATING CHART on page 3 or look for the NFRC Label on product. Download our Manufacturer's Certification Statement (also on page 2) located in our Resources menu and keep it with your tax records.

Step 2: Keep the receipts that show the cost of the exterior door and save the NFRC label from each door.

Step 3: Submit the claim with your taxes for the year the doors were installed.

The above information is not comprehensive and should be used for general information only, and it is not intended to provide any personal tax or legal advice. You should consult your tax and legal advisors, and review IRS guidelines in determining whether your purchase will qualify for a tax credit prior to purchasing any door product. Additional information and details on the energy tax credit can be found at www.irs.gov and www.energystar.gov.



SIGNAMARK
4621 192nd Street East
Tacoma, WA 98446
www.signamark.com

Manufacturer's Certification Statement

Trinity Glass International, Inc. Manufacturer's Certification Statement certifies that the Signamark exterior fiberglass door systems may be eligible for federal income tax credit as defined in the 2011 revision of the Internal Revenue Code, Section 25C (per the legislation H.R. 4853, the Tax Relief, Unemployment Insurance Reauthorization, and Job Creation Act of 2010).

You can get more information and check our Energy Ratings Chart on our website at www.signamark.com. Click Resources tab for details. While most door styles within the Signamark exterior fiberglass door systems may qualify for the 2011 tax credit based on ENERGY STAR criteria, the following exterior fiberglass door systems do **not** qualify:

- All Double Pane Decorative Oak Woodgrain and Smooth Fiberglass Full Lite door styles.
- All Double Pane Mahogany 14" Full Lite Sidelites
 - * Note: 14" Sidelite does not qualify when purchased alone. Qualifies if purchased with a qualified Mahogany Door style.
- All Mini-Blind glass styles
- All Transoms (Note: Door unit can be submitted, but not the cost of Transom)
- Flush Glazed Patio Door Program (All Double Pane Decorative and Mini Blind glass styles)

The 2011 tax credit extension applies to products purchased and installed from January 1, 2011 to December 31, 2011. Homeowners should retain the Manufacturer's Certification Statement and purchase receipt for their records.

There are new rules pertaining to a \$500 lifetime limit that a homeowner can claim from January 1, 2006 to December 31, 2011 on certain tax credit qualifying items. Always consult your tax advisor to confirm whether you qualify for the tax credit.

I declare, under penalties of perjury, that I have examined this certification statement, and to the best of my knowledge and belief, the facts are true, correct, and complete.

Signature

A handwritten signature in blue ink that reads "Alex Lee".

Alex Lee, CFO

SIGNAMARK Qualifying Products for 2011 Tax Credit

6/8, 7/0 & 8/0 Oak Woodgrain and Smooth Style Fiberglass Entry Doors & Sidelites

TYPE	SWING	GLAZING	1/4 Lite ≤ 410 sq in		1/2 Lite ≤ 900 sq in		3/4 Lite ≤ 1100 sq in		Full Lite > 1100 sq in	
			U-factor	SHGC	U-factor	SHGC	U-factor	SHGC	U-factor	SHGC
Fiberglass Door	Inswing & Outswing	Triple Pane - Decorative Glass	0.20	0.06	0.24	0.15	0.26	0.19	0.29	0.24
		Dual Pane - Crestview & Renaissance	0.21	0.07	0.26	0.18	0.30	0.24	0.34 ✘	0.32 ✘
		Dual Pane - Portofino (Wrought Iron)	0.20	0.07	0.27	0.16	0.30	0.21	0.34 ✘	0.27 ✘
		Dual Pane - Low E-270 (Clear/Internal Grille)	0.19	0.04	0.22	0.10	0.23	0.12	0.25	0.16
		Opaque/No Glass (Flush/ Embossed)	U-Factor = 0.16		SHGC = 0.02					

TYPE	SWING	GLAZING	1/4 Lite ≤ 65 sq in		1/2 Lite ≤ 350 sq in		3/4 Lite ≤ 460 sq in		Full Lite > 460 sq in	
			U-factor	SHGC	U-factor	SHGC	U-factor	SHGC	U-factor	SHGC
Fiberglass Sidelite	Inswing & Outswing	Triple Pane - Decorative Glass	N/A	N/A	0.23	0.09	0.25	0.13	0.27	0.14
		Dual Pane - Crestview & Renaissance	N/A	N/A	0.24	0.10	0.27	0.14	0.29	0.18
		Dual Pane - Portofino (Wrought Iron)	N/A	N/A	0.24	0.10	0.27	0.14	0.29	0.18
		Dual Pane - Low E-270 (Clear/Internal Grille)	N/A	N/A	0.22	0.06	0.24	0.08	0.25	0.10
		Opaque/No Glass (Flush/ Embossed)	U-Factor = 0.19		SHGC = 0.02					

6/8 Mahogany Woodgrain Style Fiberglass Entry Doors & Sidelites

TYPE	SWING	GLAZING	1/4 Lite ≤ 410 sq in		1/2 Lite ≤ 900 sq in		3/4 Lite ≤ 1100 sq in		Full Lite > 1100 sq in	
			U-factor	SHGC	U-factor	SHGC	U-factor	SHGC	U-factor	SHGC
Fiberglass Door	Inswing & Outswing	Triple Pane - Decorative Glass	0.22	0.09	0.23	0.12	N/A	N/A	0.28	0.21
		Dual Pane - Portofino (Wrought Iron)	0.23	0.10	0.26	0.13	N/A	N/A	0.32	0.24
		Opaque/No Glass (Flush/ Embossed)	U-Factor = 0.16		SHGC = 0.01					

TYPE	SWING	GLAZING	1/4 Lite ≤ 65 sq in		1/2 Lite ≤ 350 sq in		3/4 Lite ≤ 460 sq in		Full Lite > 460 sq in	
			U-factor	SHGC	U-factor	SHGC	U-factor	SHGC	U-factor	SHGC
Fiberglass Sidelite	Inswing & Outswing	Triple Pane - Decorative Glass	N/A	N/A	N/A	N/A	0.28	0.14	0.31	0.19
		Dual Pane - Crestview & Renaissance	N/A	N/A	N/A	N/A	0.30	0.15	0.33 ✘	0.20 ✘
		Dual Pane - Portofino (Wrought Iron)	N/A	N/A	N/A	N/A	0.30	0.16	0.33 ✘	0.21 ✘
		Dual Pane - Low E-270 (Clear/Internal Grille)	N/A	N/A	N/A	N/A	0.25	0.08	0.28	0.10
		Opaque/No Glass (Flush/ Embossed)	U-Factor = 0.19		SHGC = 0.02					

6/8 Flushglazed Oak Woodgrain and Smooth Style Fiberglass Entry Doors & Sidelites

TYPE	SWING	GLAZING	1/4 Lite ≤ 410 sq in		1/2 Lite ≤ 900 sq in		3/4 Lite ≤ 1100 sq in		Full Lite > 1100 sq in	
			U-factor	SHGC	U-factor	SHGC	U-factor	SHGC	U-factor	SHGC
Fiberglass Door	Inswing & Outswing	Triple Pane - Decorative Glass	0.19	0.03	0.24	0.13	0.26	0.17	0.29	0.23
		Dual Pane - Crestview & Renaissance	0.19	0.04	0.26	0.16	0.29	0.21	0.33 ✘	0.28 ✘
		Dual Pane - Portofino (Wrought Iron)	0.19	0.03	0.26	0.15	0.29	0.19	0.33 ✘	0.26 ✘
		Dual Pane - Low E-270 (Clear/Internal Grille)	0.18	0.02	0.22	0.08	0.23	0.11	0.25	0.14
		Triple Pane - Laminated Impact Glass	0.19	0.03	0.24	0.12	0.26	0.16	0.30	0.21
		Dual Pane - Laminated Impact Glass	0.19	0.03	0.26	0.15	0.28	0.19	0.32	0.25

TYPE	SWING	GLAZING	1/4 Lite ≤ 65 sq in		1/2 Lite ≤ 350 sq in		3/4 Lite ≤ 460 sq in		Full Lite > 460 sq in	
			U-factor	SHGC	U-factor	SHGC	U-factor	SHGC	U-factor	SHGC
Fiberglass Sidelite	Inswing & Outswing	Triple Pane - Decorative Glass	N/A	N/A	0.21	0.09	0.22	0.12	0.24	0.16
		Dual Pane - Crestview & Renaissance	N/A	N/A	0.21	0.11	0.24	0.15	0.26	0.20
		Dual Pane - Portofino (Wrought Iron)	N/A	N/A	0.21	0.10	0.24	0.14	0.26	0.18
		Dual Pane - Low E-270 (Clear/Internal Grille)	N/A	N/A	0.20	0.06	0.21	0.08	0.22	0.10
		Triple Pane - Laminated Impact Glass	N/A	N/A	0.21	0.08	0.23	0.11	0.25	0.15
		Dual Pane - Laminated Impact Glass	N/A	N/A	0.21	0.10	0.23	0.13	0.25	0.18

✘ Sidelite: Will not qualify when purchased separately.
Does qualify when purchased and installed with "qualified" SIGNAMARK entry door and sidelite configuration.

✘ Will not qualify for 2011 Tax Credit.




NFRC Size Designation	SIGNAMARK Door Description
1/4 Lite ≤ 410 sq in	Fanlite, Craftsman Rectangle, Craftsman Arch, Center Arch, 3/4 Oval (Smooth)
1/2 Lite ≤ 900 sq in	Half Lite, Half Lite RT, Softbrow, Center Arch (8/0 Oak), 3/4 Oval (Mahogany and Oak), Full Oval
3/4 Lite ≤ 1100 sq in	3/4 Lite (6/8 Oak)
Full Lite > 1100 sq in	3/4 Lite (6/8 Mahogany), 3/4 Lite (8/0), Full Lite, Full Lite RT
Opaque/No Glass	6-Panel, Craftsman Panel, 1-Panel, 2-Panel, 4-Panel, 8/0: 6-Panel, 3-Panel, Center Arch Panel

NFRC Size Designation	SIGNAMARK Sidelite Description
1/4 Lite ≤ 65 sq in	N/A
1/2 Lite ≤ 350 sq in	Half Lite, Half Lite RT, Center Arch (6/8 Oak)
3/4 Lite ≤ 460 sq in	Center Arch (6/8 Mahogany, 8/0 Oak), 3/4 Lite (6/8), Full Lite (6/8 Oak, Smooth, Mahogany-12"/10")
Full Lite > 460 sq in	3/4 Lite (8/0), Full Lite (7/0), Full Lite (6/8 Mahogany- 14")*
Opaque/No Glass	N/A

*Bold Lettering: Door and Sidelite Styles that Do Not Qualify for 2011 Tax Credit.

Transoms: Do Not Qualify for the 2011 Tax Credit. Tax Credit would be based on "qualified" Double Door or Door w/ Sidelites Configuration Only.

Example of a SIGNAMARK NFRC Label.

 National Fenestration Rating Council® CERTIFIED		 Premium Fiberglass Glazed Door Triple Glazed CPD # TGI-M-3	
ENERGY PERFORMANCE RATINGS			
U-Factor (U.S./IP) 0.20		Solar Heat Gain Coefficient 0.06	
ADDITIONAL PERFORMANCE RATINGS			
Visible Transmittance 0.03		_____	
<small>Manufacturer stipulates that these ratings conform to applicable NFRC procedures for determining whole product performance. NFRC ratings are determined for a fixed set of environmental conditions and a specific product size. NFRC does not recommend any product and does not warrant the suitability of any specific use. Consult manufacturer's literature for other product performance information. www.nfrc.org</small>			
Sound Rating Tested to ASTM-E90	26	DP Level Tested to ASTM-E330	47
 ENERGY STAR		ENERGY STAR® Qualified In All 50 States	
Does this door meet the criteria for its glazing level? (Check only one box)			
For:	U-factor	SHGC	Yes
Opaque	≤ 0.21	Any	
¼ or ½ Lite	≤ 0.27	≤ 0.30	
¾ or Full Lite	≤ 0.32	≤ 0.30	